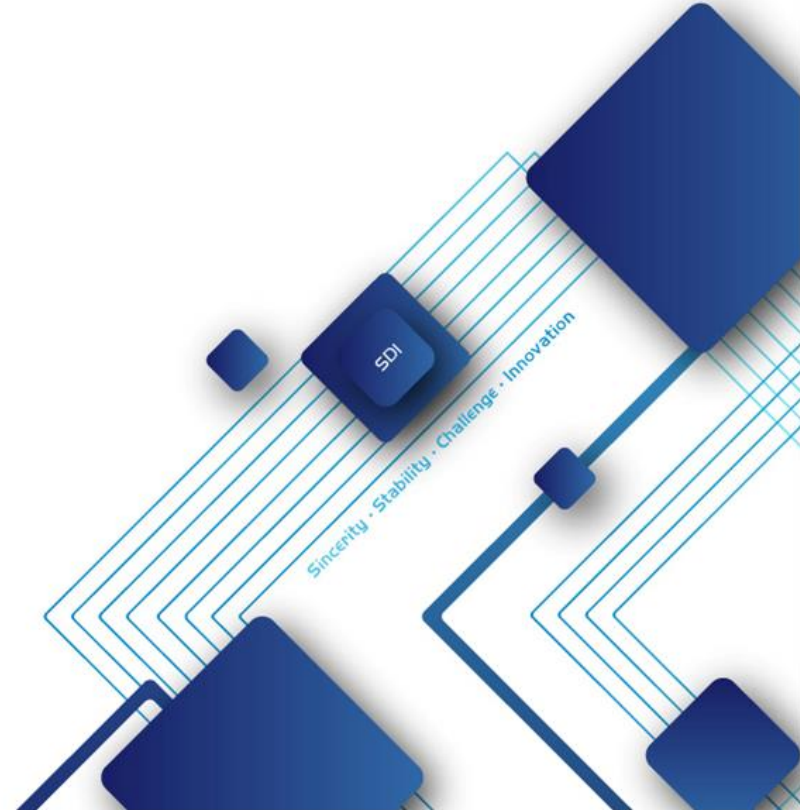


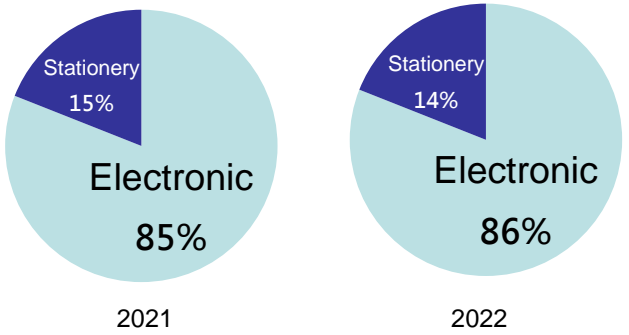
SDI Corporation

(2351:TT SDI)

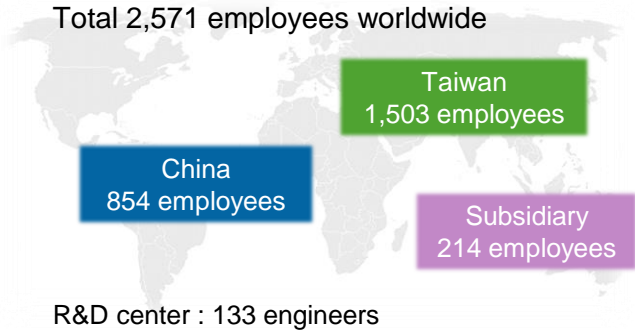


SDI at a Glance

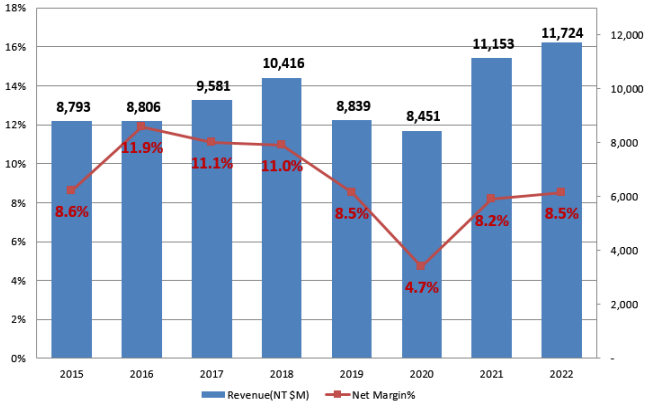
Business Segments



Employees



Financial Performance



Market Position



資料來源：SEMI Industry Research and Statistic, April 2020

Milestone

1953

Shuen Der Manufactory was founded by Mr. S.C. Chen



1983

The Electronic Component Division was established



1967

The company name was changed to SDI Corporation



1996

Public listing in Taiwan (2351:TT)



1998

China plant began operation




2001

Entered IDM market



2010

DG material production alliance with Mitsubishi Material



2016

CSR Certified



2017

SDI won 2017 "Best of the Best" supplier award from 150 suppliers of Infineon



2021

Published Sustainability Report



2023

Nantou Plant expansion



70th anniversary



Global Locations

Menton, France
Sales office



Osaka, Japan
Sales office



Tokyo, Japan
Sales office



Virginia, USA
Sales office



Jiangsu, China Plant



Changhua, Taiwan
Headquarter



Nantou, Taiwan
SDI Plant, TBT, CSM

- 工廠
- 銷售辦事處

ESG & Quality System Certification

- ✓ ISO 14064-1:2018 Certified 2022
- ✓ 2021 Sustainability Report
- ✓ IECQ HSPM QC 080000:2017 Certified 2021
- ✓ IATF16949:2016 Certified 2021
- ✓ ISO 45001:2018 Certified 2020
- ✓ CNS 45001:2018 Certified 2020
- ✓ ISO 9001:2015 Certified 2020
- ✓ ISO14001:2015 Certified 2020
- ✓ ISO 50001:2018 Certified 2020
- ✓ ISO/IEC 17025:2017
- ✓ AEO Certified 2013




Electronic Products Applications


Automotive



- ICE Powertrain
- xEV e-Power train
- ADAS Application
- Parking Brake
- DSC-Inverter
- Charging Station
- Microcontroller Unit Protector
- Battery Management System
- Power Control Unit
- Engine Control Unit
- Air Bag Control Module



Industry



- Motor control units
- Home applications : Air conditioners , washing machines , Micro wave
- Traction : High speed train ,subway power Unit
- 5G base station
- Smart Grid
- Solar power



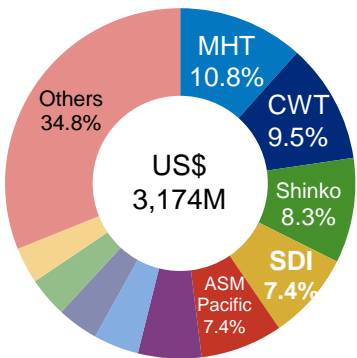
Consumer



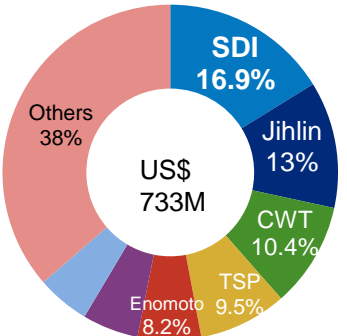
- Computing
- Mobile device
- Power charger
- Security : smart card
- VCM Spring

Our Future Trend

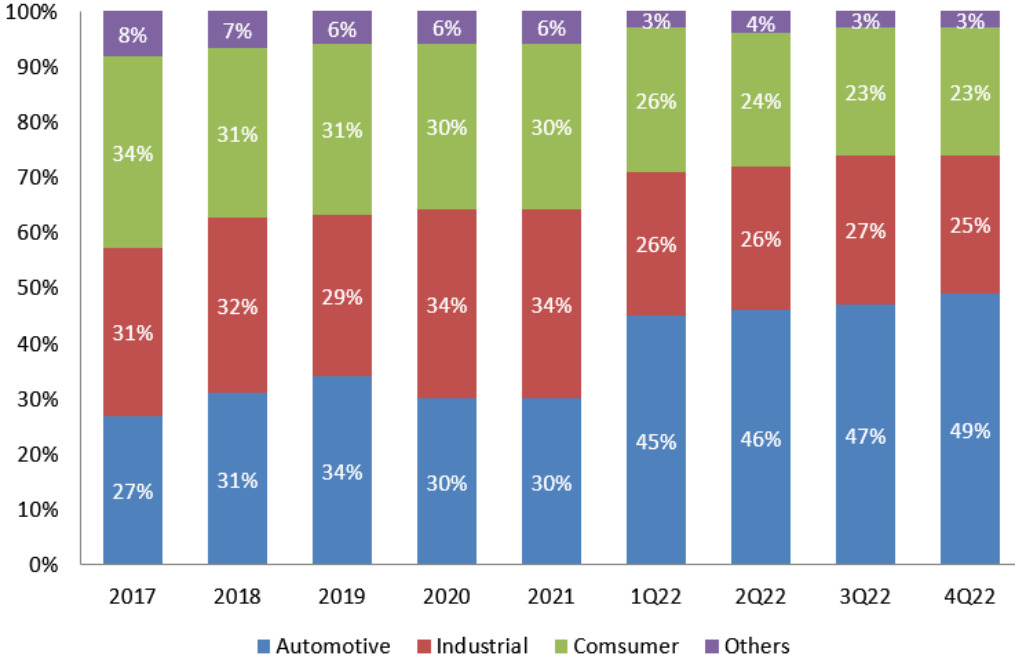
World Market Position



Power Market Position



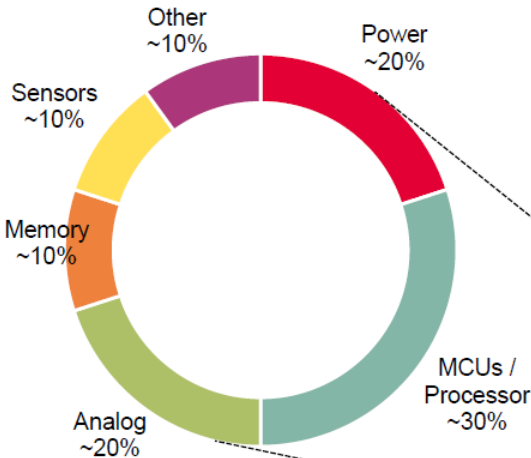
End Market Application



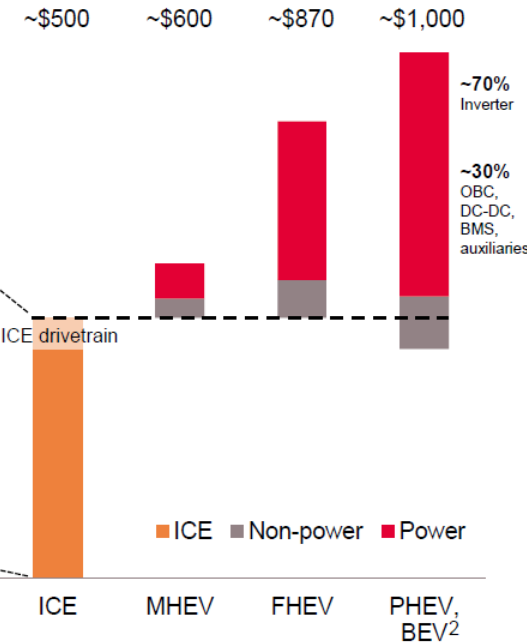
Source : SEMI Industry Research and Statistics, April 2020

Our Future Trend

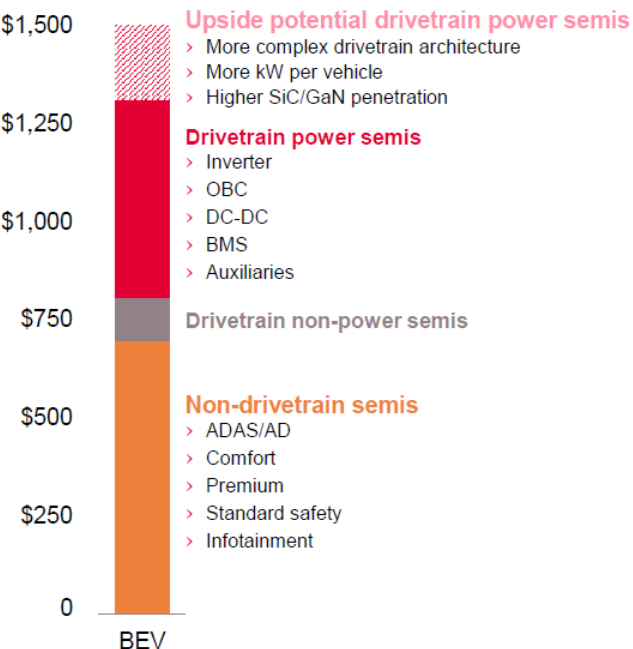
2021 ICE semi content by product¹



2021 average vehicle semi content¹



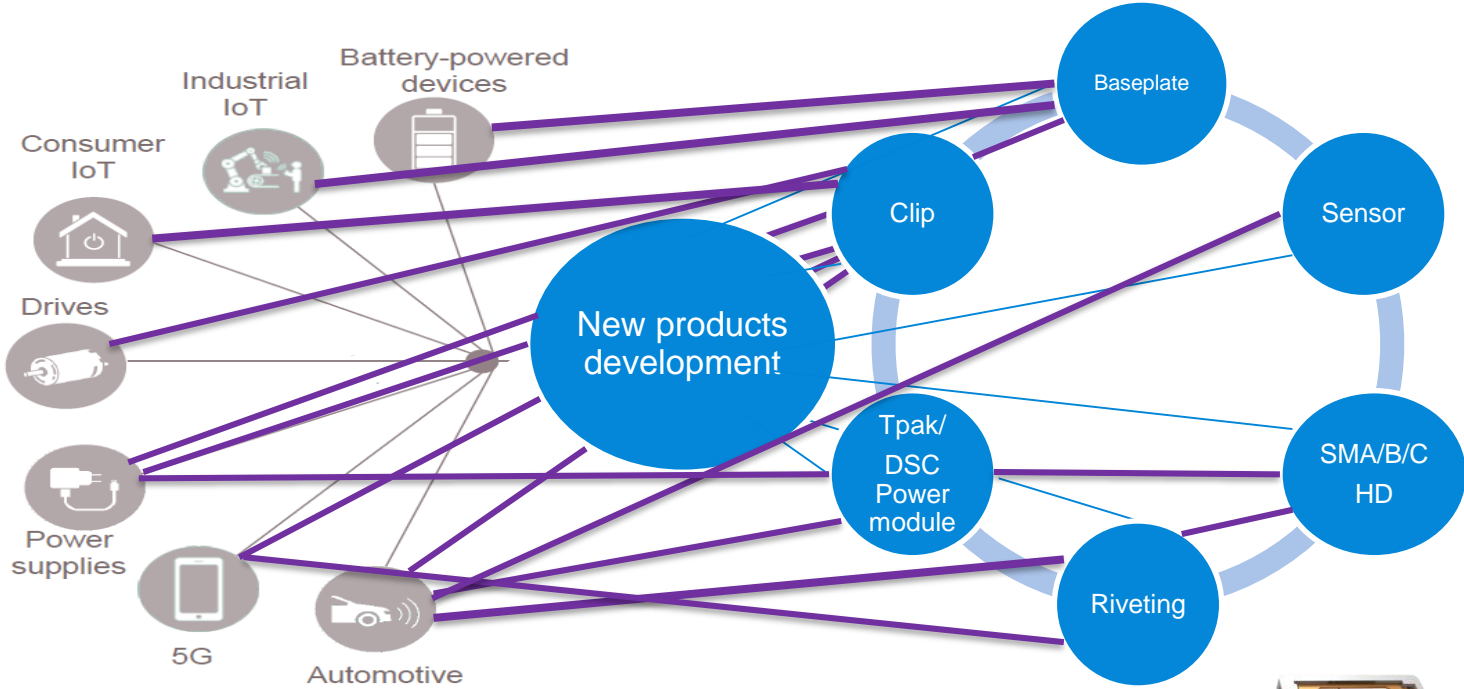
2027 BEV semi content scenario




¹ Based on Strategy Analytics: *Automotive Semiconductor Demand Forecast 2019 - 2028*, July 2022; Infineon. "power" includes voltage regulators, ADCs and ASICs.
² Due to missing ICE engine in BEV the weighted incremental semiconductor content for PHEV and BEV starts below the "~\$500" line.

Source : Infineon Technologies

Core competence

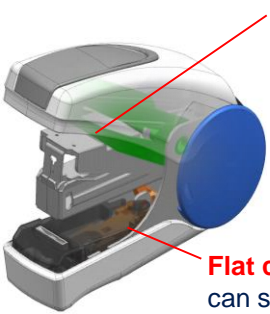


Emerging with Excellent Voice Coil Motor Spring



Stationery Products

Light Force Stapler



Innovative slide-arm patent
Saving effort up to 50%

Flat clinch patent
can save 30% paper space

Correction Tape I-PUSH 2




- **Retractable correction patent**
- Easily retractable
- Handy to carry

Clear shell correction tape allows for checking tape level

Roller tip design with smooth and reliable correction.

Aluminium Diecast Grip Cutter



Riveted joint modeling enhances the stability

Automatic blade lock device can withstand up to 10KG of pressure

SK2+Cr Extreme Black blade for sharpness and durability

Permanent Marker



Refillable ink



Refillable Cartridge



Refill Bottle

Ink feed system patent

Quick-drying, light and water resistant. For cardboard, paper, plastic, glass, metal, wood, etc.

Ti-coated scissors



- **S-Curve design patent**
- Reducing Cutting 75% force
- Titanium-coated blades stay sharp beyond 500,000 cuts

Tape Dispenser



Sound reduction patent
Reducing noise by 15 dB

50% Less Effort

Main Customers

電子

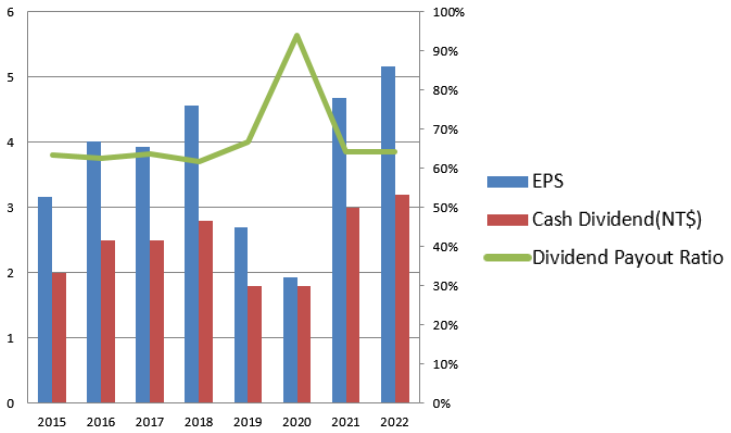


五金文具

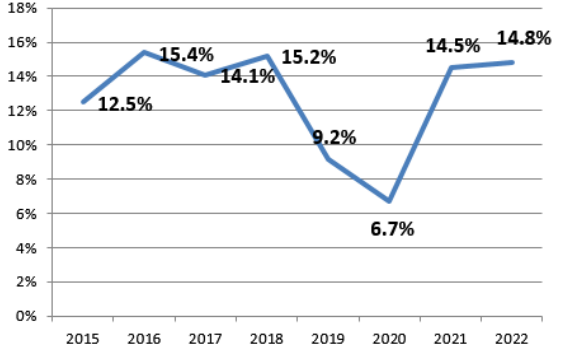


Financial Performance

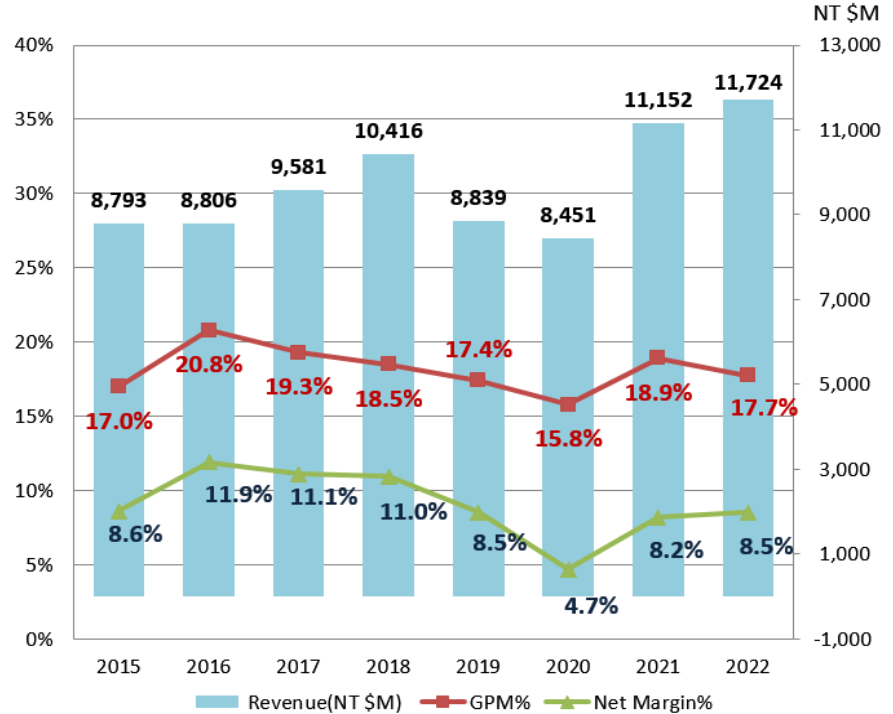
EPS & DIVIDEND PAYOUT



Return On Equity



Revenue and Operating Margin



Statements of Comprehensive Income

(In Thousands of dollars)	2022	2021	YoY
Net Revenue	11,724,279	11,152,550	5.1%
Gross Profit	2,078,591	2,109,990	-1.5%
Gross Margin	17.7%	18.9%	-1.2%
Operating Expenses	909,093	884,571	2.8%
Operating Income	1,169,498	1,225,419	-4.6%
Operating Margin	10.0%	11.0%	-1.0%
Non-operating Income	100,427	(57,878)	-273.5%
Net Income to Shareholders of the Parent Company	940,519	852,244	10.4%
Net Profit Margin	8.5%	8.2%	0.4%
EPS (NT\$)	5.16	4.68	10.3%

Balance Sheets

(In Thousands of dollars)	2022		2021	
	Amount	%	Amount	%
Cash	1,058,687	8	702,314	5
Accounts Receivable	2,001,571	16	2,400,702	18
Inventories	3,865,821	30	4,086,541	31
Net PP&E	5,190,999	40	4,951,418	38
Total Assets	12,925,999	100	13,044,590	100
Current Liabilities	3,385,663	26	3,549,492	27
Long-term Interest-bearing Debts	2,554,273	20	2,961,904	23
Total Liabilities	5,939,936	46	6,511,396	50
Total Shareholders' Equity	6,986,063	54	6,533,194	50

Q&A

Thank you for listening.

Sincerity · Stability · Challenge · Innovation

