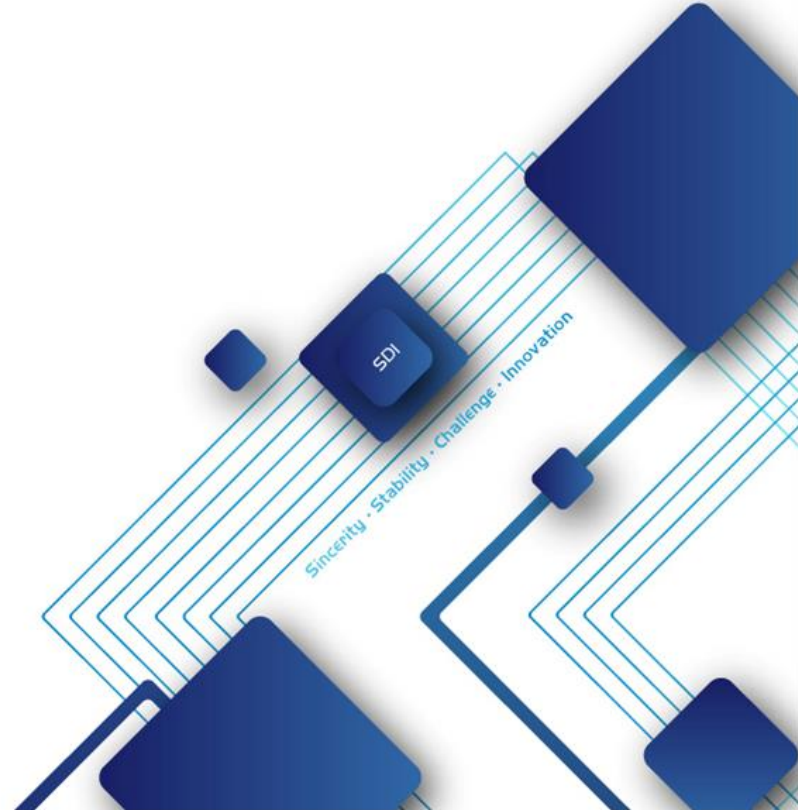
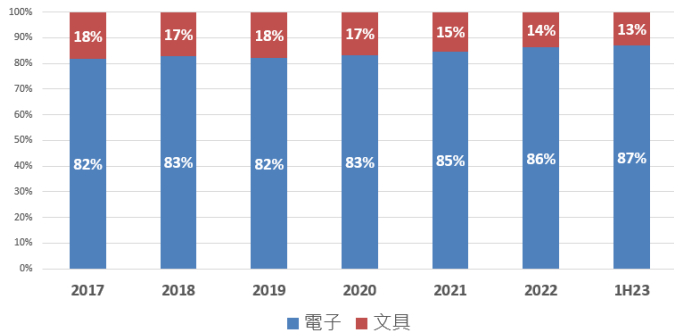


# 順德公司法說簡報 ( 2351:TT SDI )

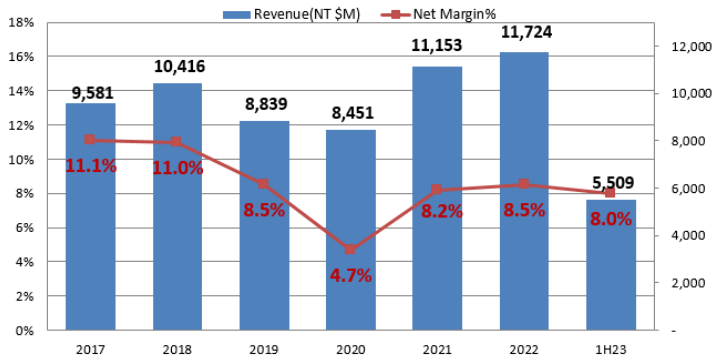


# SDI概況

## 產品分類及營收比重

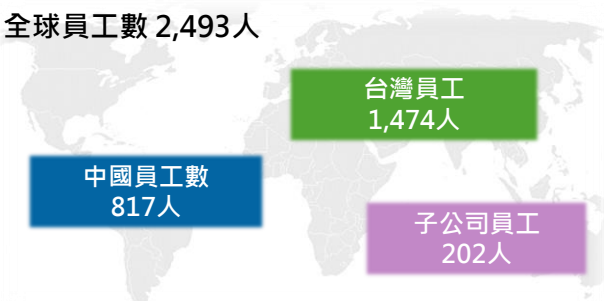


## 財務資訊



## 員工數

全球員工數 2,493人



研發人員 131人

## 市場佔有率

導線架



No.4

功率導線架



No.1

五金文具



No.1  
Taiwan

資料來源：SEMI Industry Research and Statistic, April 2020

# 公司沿革

1953

陳水錦先生創立  
順德製造所，製  
造手牌鉛筆刀



1983

成立電子事業部  
門，生產半導體導  
線架及 IC 插座等



1967

公司改組為  
順德工業股  
份有限公司



1996

電子類股  
掛牌上市  
(2351:TT)



1998

順德工業(江蘇)  
有限公司成立




2001

跨入IDM市場  
陸續新增  
IDM客戶



2010

與三菱合作成立  
異形材(DG)加工廠



2016

通過CSR認證



2017

獲Infineon 2017年  
最佳供應商



2021

出版永續報告書



2023

南投H棟  
擴充完成



公司成立  
70週年



# 全球據點



Virginia, USA  
順德(美國銷售辦事處)



Jiangsu, 順德江蘇廠  
(電子/文具製造)

Osaka, Japan  
順德文具  
(日本銷售辦事處)  
  
順德電子  
(日本銷售辦事處)



- 工廠
- 銷售辦事處



南投, 台灣  
順德·德輝·朝新  
(蝕刻製造·鋼鐵材加工)



彰化, 台灣 順德總部  
(R&D、電子/文具製造)

# ESG及國際認證

- ✓ ISO 14064-1:2018 Certified 2022
- ✓ 2021 Sustainability Report
- ✓ IECQ HSPM QC 080000:2017 Certified 2021
- ✓ IATF16949:2016 Certified 2021
- ✓ ISO 45001:2018 Certified 2020
- ✓ CNS 45001:2018 Certified 2020
- ✓ ISO 9001:2015 Certified 2020
- ✓ ISO14001:2015 Certified 2020
- ✓ ISO 50001:2018 Certified 2020
- ✓ ISO/IEC 17025:2017
- ✓ AEO Certified 2013




# 電子產品應用

## 車用



- ICE Powertrain
- xEV e-Power train
- ADAS Application
- Parking Brake
- DSC-Inverter
- Charging Station
- Microcontroller Unit Protector
- Battery Management System
- Power Control Unit
- Engine Control Unit
- Air Bag Control Module



## 工業



- Motor control units
- Home applications : Air conditioners , washing machines , Micro wave
- Traction : High speed train ,subway power Unit
- 5G base station
- Smart Grid
- Solar power



## 消費性電子

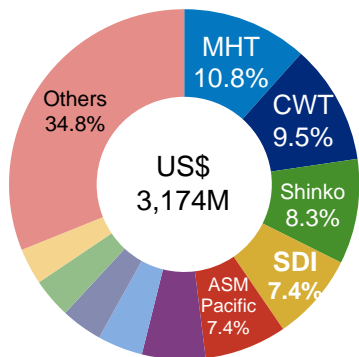


- Computing
- Mobile device
- Power charger
- Security : smart card
- VCM Spring

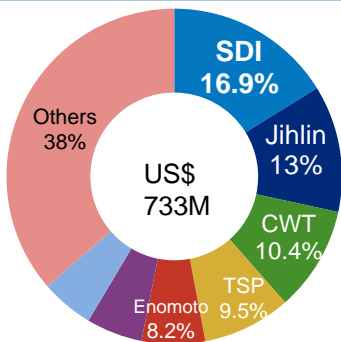


# 產業趨勢

全球市場市場佔有率

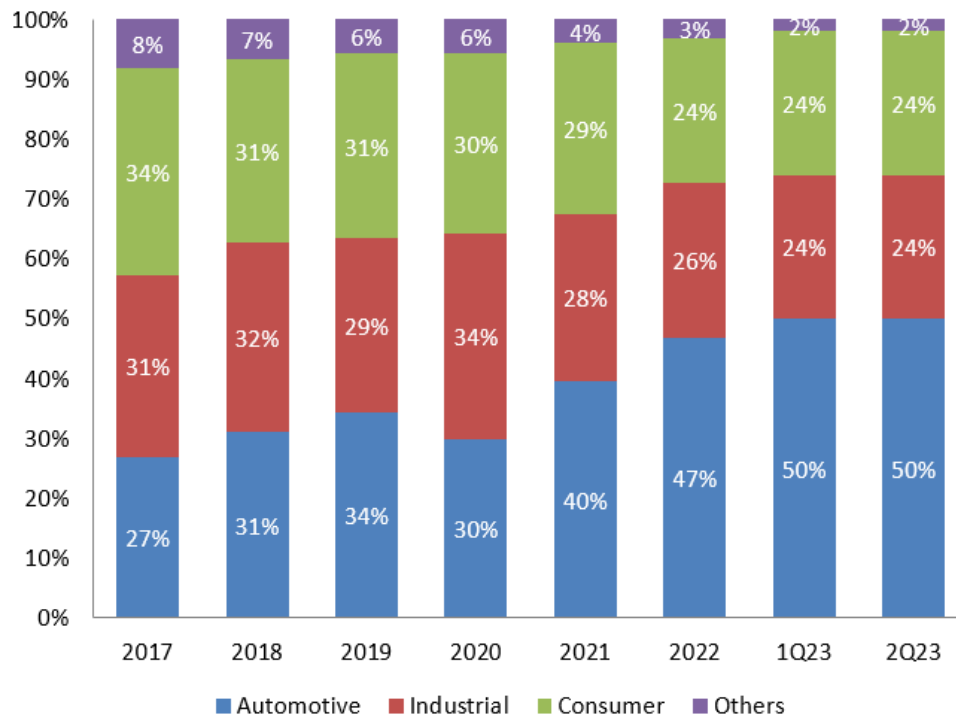


功率導線架全球市場佔有率



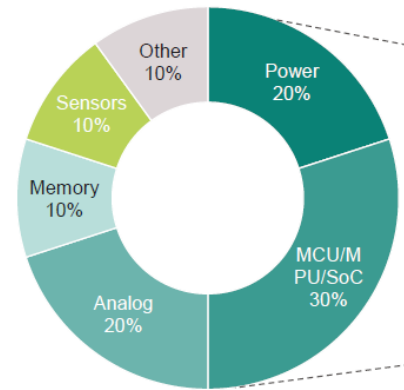
Source : SEMI Industry Research and Statistics, April 2020

終端市場應用

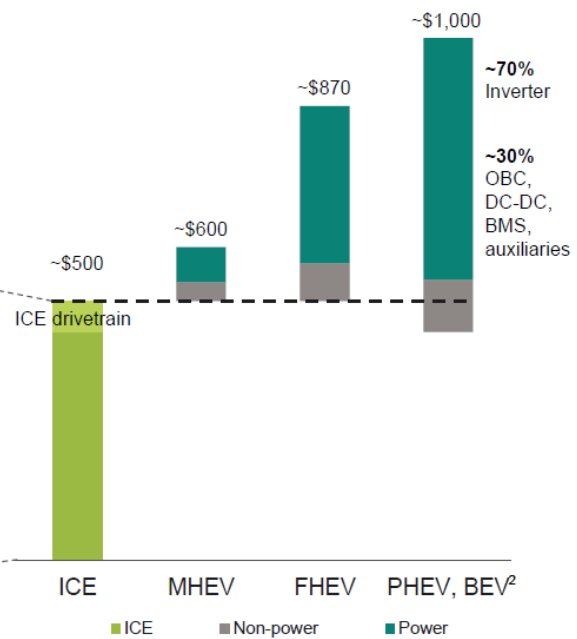


# 產業趨勢

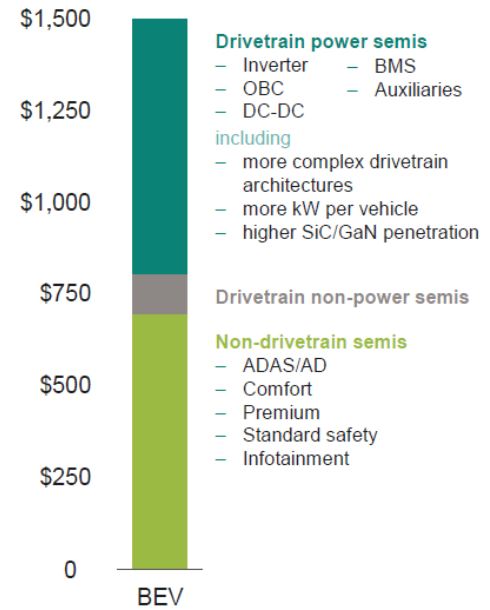
2022 ICE semi content by product<sup>1</sup>



2022 average vehicle semi content<sup>1</sup>



2028 BEV semi content scenario



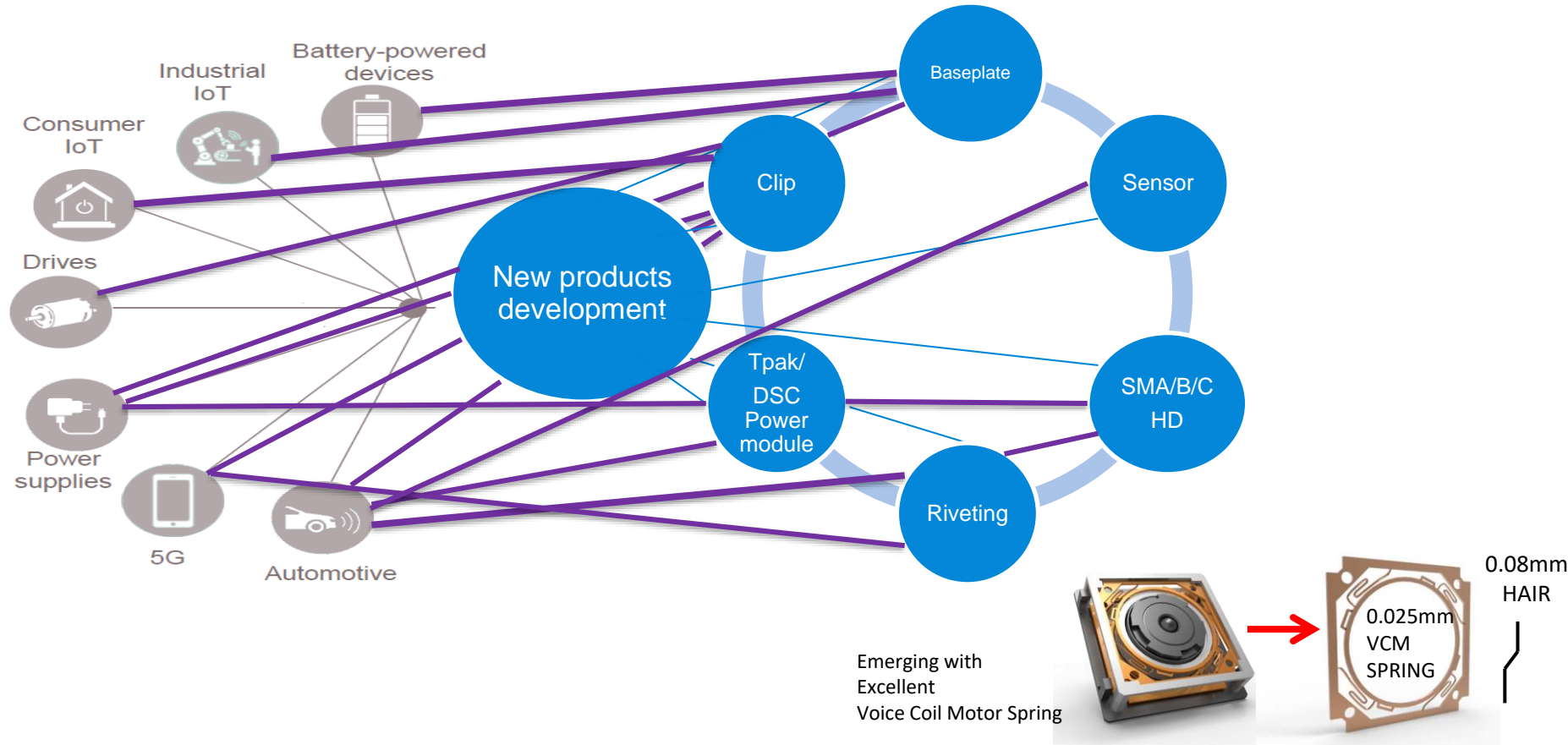
<sup>1</sup> Based on TechInsights: *Automotive Semiconductor Demand Forecast 2019 - 2029*. March 2023; Infineon. "power" includes voltage regulators, ADCs and ASICs.

<sup>2</sup> Due to missing ICE engine in BEV the weighted incremental semiconductor content for PHEV and BEV starts below the "~\$500" line.

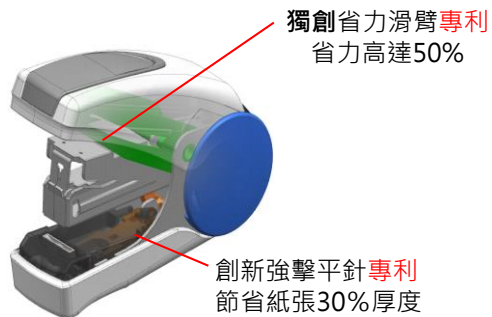
Source : Infineon Technologies



# 競爭優勢



## 省力型訂書機



## I-PUSH滾輪修正帶



## 鋁合金握把黑刃



## 直液替換式油性筆



## 鈦金屬輕量S剪



## 省力低噪封箱膠帶台




# 主要客戶

## 電子

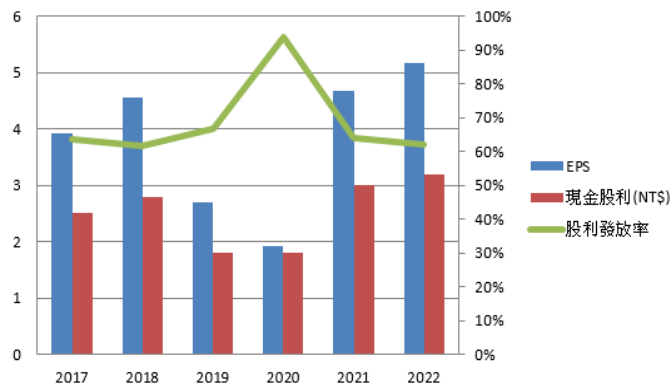


## 五金文具

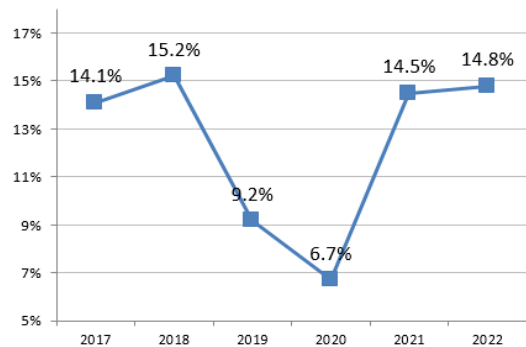


# 財務資訊

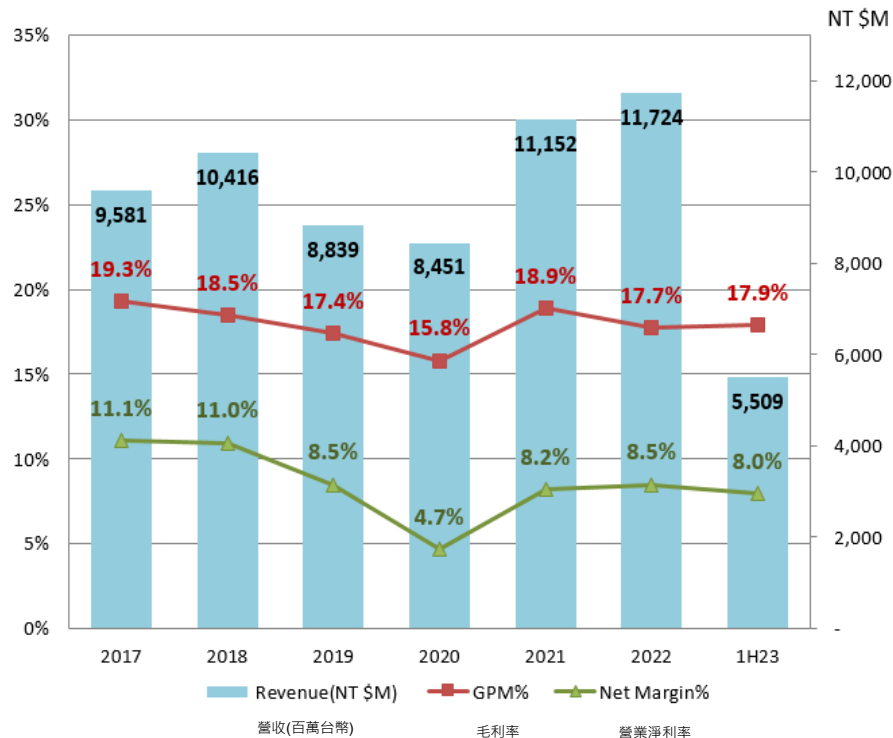
## 每股盈餘與現金股利



## 股東權益報酬率



## 經營績效



# 合併綜合損益表

(新台幣千元)	2Q23	1Q23	2Q22	2Q23 over 1Q23	2Q23 over 2Q22
營業收入	2,824,088	2,685,237	3,086,298	5.2%	-8.5%
營業毛利	438,634	548,982	597,516	-20.1%	-26.6%
營業毛利率	15.5%	20.4%	19.4%	-4.9%	-3.8%
營業費用	208,902	240,082	239,710	-13.0%	-12.9%
營業淨利	229,732	308,954	357,806	-25.6%	-35.8%
營業淨利率	8.1%	11.5%	11.6%	-3.4%	-3.5%
營業外收支	53,514	(13,721)	32,081	490.0%	66.8%
歸屬予母公司業主之本期淨利	202,607	220,952	280,169	-8.3%	-27.7%
純益率	7.4%	8.6%	9.6%	-1.2%	-2.2%
每股盈餘(新台幣元)	1.11	1.21	1.54	-8%	-27.9%

# 合併資產負債表

(新台幣千元)	2023.6.30		2023.3.31		2022.6.30	
	金額	%	金額	%	金額	%
現金	1,060,876	8	1,045,940	8	636,999	5
應收帳款	2,006,991	16	1,928,283	15	2,358,043	17
存貨	3,627,258	29	3,804,826	30	4,670,045	35
不動產、廠房及設備	5,261,080	41	5,278,948	41	5,062,591	37
<b>資產總計</b>	<b>12,695,171</b>	<b>100</b>	<b>12,814,884</b>	<b>100</b>	<b>13,612,703</b>	<b>100</b>
流動負債	3,903,953	31	3,324,848	26	4,100,922	30
非流動負債	2,025,348	16	2,264,453	18	2,982,832	22
<b>負債總計</b>	<b>5,929,301</b>	<b>47</b>	<b>5,589,301</b>	<b>44</b>	<b>7,083,754</b>	<b>52</b>
<b>股東權益總計</b>	<b>6,765,870</b>	<b>53</b>	<b>7,225,583</b>	<b>56</b>	<b>6,528,949</b>	<b>48</b>

# Q&A



<http://www.sdi.com.tw>  
[Invest@email.sdi.com.tw](mailto:Invest@email.sdi.com.tw)

Sincerity · Stability · Challenge · Innovation

